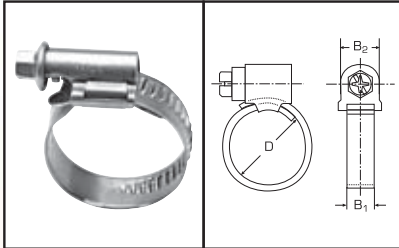


DIN 3017 /// SCHLAUCHSCHELLEN MIT SCHNECKENANTRIEB

Hose clamps
Abrazadera
Collier de serrage

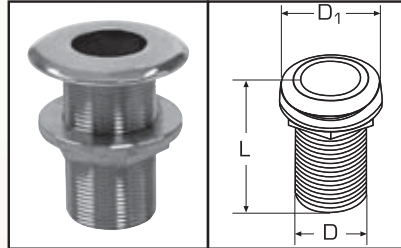


B1	B2	D	P.U.
mm	mm	mm	
9	14	8-16	100
9	14	12-20	100
9	14	16-25	100
9	14	20-32	100
9	14	25-40	100
9	14	32-50	50
9	14	40-60	50
9	14	50-70	50
13	20	16-25	50
13	20	20-32	50
13	20	25-40	50
13	20	32-50	50
13	20	40-60	25
13	20	50-70	25
13	20	60-80	25
13	20	70-90	25
13	20	80-100	25

A4/AISI316

M 8351 /// BORDWANDDURCHLASS, FEINGUSS POLIERT

Thruhull mushroom head, threaded, invest. cast, pol.
Pasacaso inoxidable, fundición fina, pulido
Passe coque, pièce de fonderie, polie

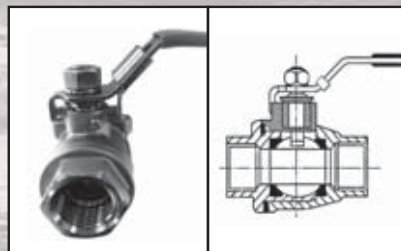


D	L	D1
mm	mm	mm
1/2"	65	40
3/4"	71	48
1"	78	54
1 1/4"	84	70
1 1/2"	88	75

A4/AISI316

M 8350 /// KUGELVENTIL (2TLG. MIT SICHERUNG, OHNE SCHLOSS)

Ball valve with pipe thread, pad lock not included
Válvula de bola, inoxidable
Vanne

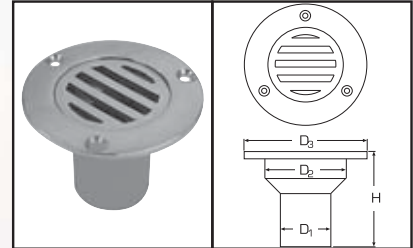


Größe	Arbeits-
inch	druck
3/8"	1000 psi
1/2"	1000 psi
3/4"	1000 psi
1"	1000 psi
1 1/4"	1000 psi
1 1/2"	1000 psi

A4/AISI316

M 8452 /// COCKPITLENZER, FEINGUSS POLIERT

Cockpit drain, investment cast, polished
Sumidero, fundición fina, pulida
Drain de cockpit, pièce de fonderie, poli

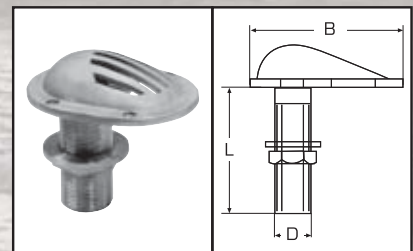


D1	D2	D3	H
mm	mm	mm	mm
37	58	82	60

A4/AISI316

M 8352 /// WASSEREINLASS

Intake strainer, threaded
Pasacaso con filtro inoxidable
Crépine passe coque

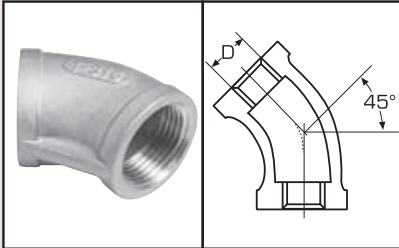


D	L	B
mm	mm	mm
1/2"	72	90
3/4"	80	104
1"	77	107
1 1/4"	79	118
1 1/2"	80	132

A4/AISI316

WS 9603 /// WINKEL 45° I/I-GEWINDE

Elbow internal thread 45° I/I - thread
Codo 45° rosca interior/interior
Coude femelle 45°



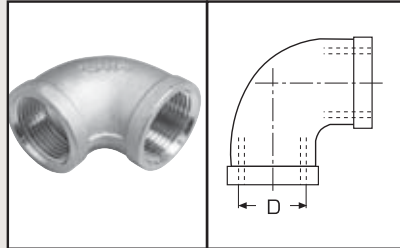
D
inch

- 1/4"
- 3/8"
- 1/2"
- 3/4"
- 1"
- 1 1/4"
- 1 1/2"
- 2"

A4/AISI316

WS 9601 /// WINKEL 90° I/I-GEWINDE

Elbow thread 90° I/I - thread
Codo 90° rosca interior/interior
Coude femelle 90°



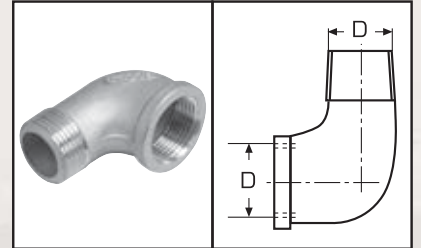
D
inch

- 1/4"
- 3/8"
- 1/2"
- 3/4"
- 1"
- 1 1/4"
- 1 1/2"
- 2"

A4/AISI316

WS 9604 /// WINKEL 90° I/A-GEWINDE

Elbow thread 90° I/A - thread
Coude mâle/femelle 90°



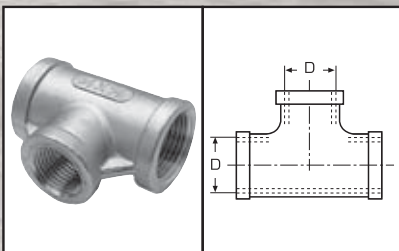
D
inch

- 1/4"
- 3/8"
- 1/2"
- 3/4"
- 1"
- 1 1/4"
- 1 1/2"
- 2"

A4/AISI316

WS 9607 /// "T"-STÜCK, I-GEWINDE

"T" - internal thread
Piezas "T"
Té



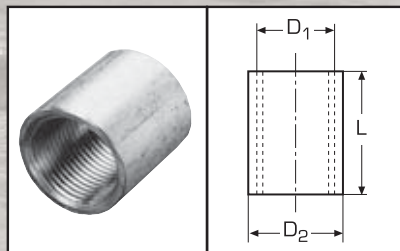
D
inch

- 1/4"
- 3/8"
- 1/2"
- 3/4"
- 1"
- 1 1/4"
- 1 1/2"
- 2"

A4/AISI316

DIN 2986 G /// GANZE MUFFE

Full socket
Unión
Union



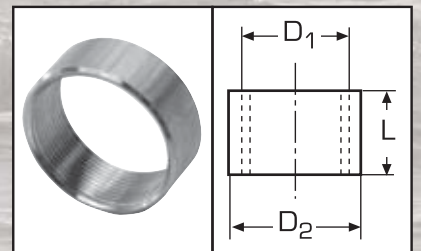
D D2 L
inch mm mm

- | | | |
|--------|------|----|
| 1/4" | 17,0 | 25 |
| 3/8" | 21,3 | 26 |
| 1/2" | 26,4 | 34 |
| 3/4" | 31,8 | 36 |
| 1" | 39,5 | 43 |
| 1 1/4" | 48,3 | 48 |
| 1 1/2" | 54,5 | 48 |
| 2" | 66,3 | 56 |

A4/AISI316

DIN 2986 H /// HALBE MUFFE

Half socket
Media unión
Demi union



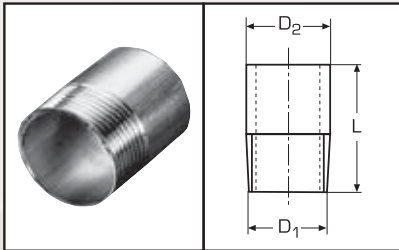
D D2 L
inch mm mm

- | | | |
|--------|------|----|
| 1/4" | 17,0 | 11 |
| 3/8" | 21,3 | 12 |
| 1/2" | 26,4 | 14 |
| 3/4" | 31,8 | 17 |
| 1" | 39,5 | 19 |
| 1 1/4" | 48,3 | 22 |
| 1 1/2" | 54,5 | 22 |
| 2" | 66,3 | 26 |

A4/AISI316

DIN 2982 A /// ANSCHWEISSNIPPEL

Weld nipple
Racor soldable
Mamelon à souder

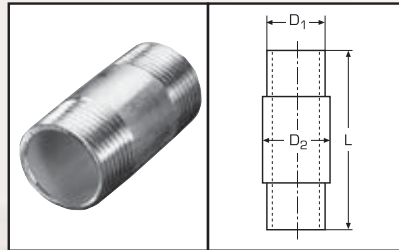


D	D2	L
inch	mm	mm
1/4"	13,5	30
3/8"	17,2	30
1/2"	21,3	35
3/4"	26,9	40
1"	33,7	40
1 1/4"	42,4	50
1 1/2"	48,3	50
2"	60,3	50

A4/AISI316

DIN 2982 R /// ROHRDOPPELNIPPEL

Double nipple
Racor doble rosca
Double mamelon

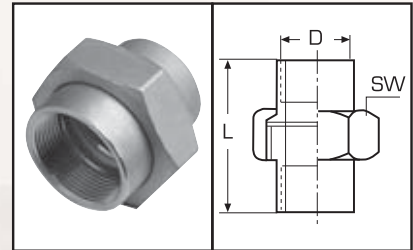


D	D2	L
inch	mm	mm
1/4"	13,5	30
3/8"	17,2	40
1/2"	21,3	60
3/4"	26,9	60
1"	33,7	60
1 1/4"	42,4	80
1 1/2"	48,3	80
2"	60,3	100

A4/AISI316

WS 9611 /// VERSCHRAUBUNG, FLACHDICHEND, I/I-GEWINDE

Union, flat sealing, internal/internal - thread
Unión roscada, junta plana, rosca int./int.
Raccord union

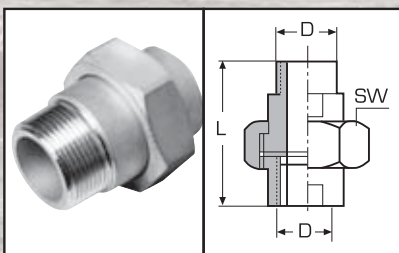


D	L	SW
inch	mm	mm
1/4"	45	35
3/8"	45	38
1/2"	43	42
3/4"	46	49
1"	51	60
1 1/4"	56	70
1 1/2"	59	77
2"	67	91

A4/AISI316

WS 9611 A /// VERSCHRAUBUNG, FLACHDICHEND, I/A-GEWINDE

Union, flat sealing, internal/external - thread
Unión roscada, junta plana, rosca int./ext.
Raccord union, mâle/femelle

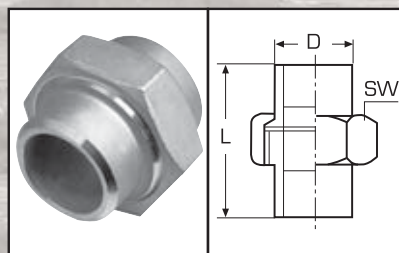


D	L	SW
inch	mm	mm
1/4"	54	35
3/8"	57	40
1/2"	55	42
3/4"	62	49
1"	69	60
1 1/4"	78	70
1 1/2"	84	76
2"	89	91

A4/AISI316

WS 9611 S /// VERSCHRAUBUNG, FLACHDICH., BEIDS. SCHWEISSENDE

Union, flat sealing with welding ends
Unión, junta plana, soldable
Raccord à souder

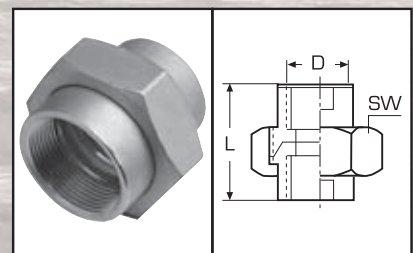


D	L	SW
inch	mm	mm
1/4"	39	35
3/8"	45	38
1/2"	43	42
3/4"	48	49
1"	50	60
1 1/4"	53	70
1 1/2"	70	77
2"	75	91

A4/AISI316

WS 9612 /// VERSCHRAUBUNG, KONISCHDICH., I/I-GEWINDE

Union, flat sealing, internal/internal - thread
Unión roscada, junta cónica, rosca int./int.
Raccord femelle

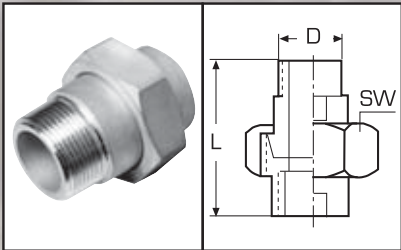


D	L	SW
inch	mm	mm
1/4"	45	35
3/8"	45	38
1"	51	60
1 1/4"	56	70
1 1/2"	59	77
2"	67	91

A4/AISI316

**WS 9612 A /// VERSCHRAUBUNG
KONISCHDICHT. I/A-GEWINDE**

Union, conical sealing internal/external - thread
Unión roscada, junta cónica, rosca int./ext.
Raccord, mâle/femelle

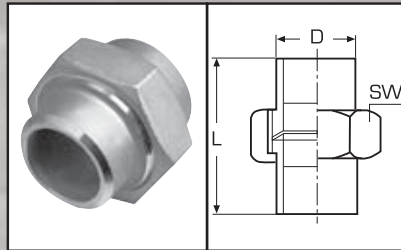


D	L	SW
inch	mm	mm
1/4"	54	35
3/8"	57	40
1/2"	55	42
3/4"	62	49
1"	69	60
1 1/4"	78	70
1 1/2"	84	40
2"	89	91

A4/AISI316

**WS 9612 S /// VERSCHRAUBUNG
KONISCHDICHT. BEIDS. SCHWEISSENDE**

Union, conical sealing with welding ends
Unión roscada, junta cónica, soldable
Raccord à souder

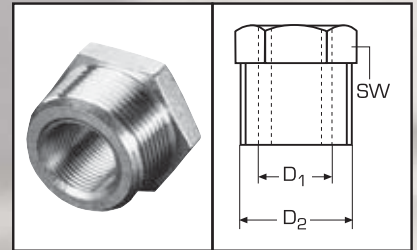


D	L	SW
inch	mm	mm
1/4"	45	35
3/8"	45	38
1/2"	43	42
3/4"	46	49
1"	51	60
1 1/4"	56	70
1 1/2"	59	77

A4/AISI316

**WS 9625 /// 6-KANT
REDUZIERSTÜCK I/A-GEWINDE**

Reducer/adaptor, internal/external - thread
Reducción hex., rosca int./ext.
Réducteur mâle/femelle

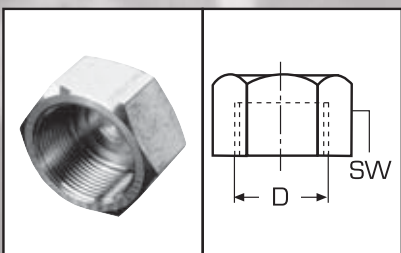


D2	D1	SW
mm	inch	mm
3/8"	1/4"	24
1/2"	1/4"	26
1/2"	3/8"	26
3/4"	3/8"	32
3/4"	1/2"	32
1"	1/2"	37
1"	3/4"	37
1 1/4"	3/4"	47
1 1/4"	1"	47
1 1/2"	1"	54
1 1/2"	1 1/4"	54
2"	1 1/4"	63
2"	1 1/2"	63

A4/AISI316

WS 9626 /// 6-KANT KAPPE

Hexagon screw cap
Tapón hexagonal
Bouchon femelle

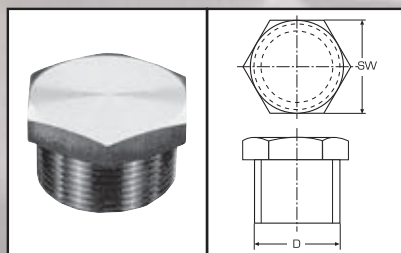


D	SW
inch	mm
1/4"	18
3/8"	21
1/2"	27
3/4"	32
1"	39
1 1/4"	49
1 1/2"	55
2"	68

A4/AISI316

**WS 9630 /// 6-KANT-STOPFEN,
KONISCHES GEWINDE**

Hexagon head plug
Tapón hexagonal rosca cónica
Bouchon avec tête hexagonale

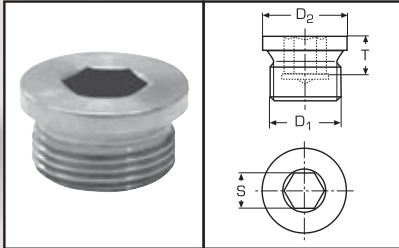


D	SW
inch	mm
1/4"	17
3/8"	19
1/2"	23
3/4"	29
1"	36
1 1/4"	49
1 1/2"	51
2"	63

A4/AISI316

DIN 908 /// VERSCHLUSSSCHRAUBE MIT BUND, INNENSECHSK., ZYL. GEW.

Hexagon socket head screw plug with cylindrical thread
Bouchon avec empreinte hex. creux, filetage cylindrique

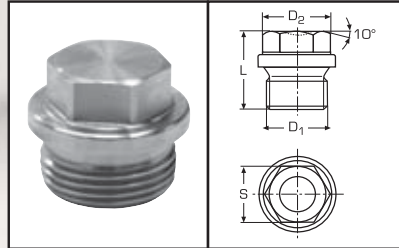


D1 inch	D2 mm	S mm	T mm
G 1/8" A	14	5	5,0
G 1/4" A	18	6	7,0
G 3/8" A	22	8	7,5
G 1/2" A	26	10	7,5
G 3/4" A	32	12	9,0
G 1" A	39	17	9,0
G 1 1/8" A	49	22	10,5
G 1 1/4" A	55	24	10,5
G 1 1/2" A	68	32	14,0
G 2" A	14	5	5,0
M 10 x 1	17	6	7,0
M 12 x 1,5	19	6	7,0
M 14 x 1,5	21	8	7,5
M 16 x 1,5	23	8	7,5
M 18 x 1,5	25	10	7,5
M 20 x 1,5	29	10	7,5
M 22 x 1,5	31	12	7,5
M 24 x 1,5	32	12	9,0
M 26 x 1,5	36	12	9,0
M 27 x 2	36	17	9,0
M 30 x 1,5	36	17	9,0
M 30 x 2	12	17	9,0

A4/AISI316

DIN 910 /// VERSCHLUSSSCHRAUBEN MIT BUND, ZYL. GEWINDE

Hexagon head screw plug, cylindrical thread
Tapón hex. collar, rosca cilíndrica
Bouchon avec tête hexagonale, filetage cylindrique

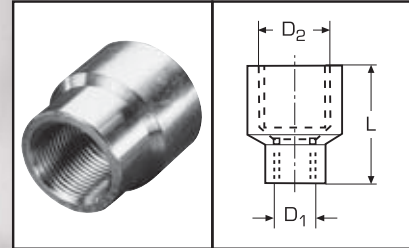


D1 inch	D2 mm	L mm	S mm
G 1/8" A	14	17	10
G 1/4" A	18	21	13
G 3/8" A	22	21	17
G 1/2" A	26	26	19
G 3/4" A	32	30	24
G 1" A	39	32	27
G 1 1/8" A	44	32	27
G 1 1/4" A	49	33	30
G 1 1/2" A	55	33	30
G 2" A	62	40	36
M 10 x 1	68	40	36
M 12 x 1,5	14	17	10
M 14 x 1,5	17	21	13
M 16 x 1,5	19	21	13
M 18 x 1,5	21	21	17
M 20 x 1,5	23	24	17
M 22 x 1,5	25	26	19
M 24 x 1,5	27	26	19
M 26 x 1,5	29	27	22
M 27 x 2	31	30	24
M 30 x 1,5	32	30	24
M 30 x 2	36	30	24

A4/AISI316

WS 9635 /// REDUZIERMUFFE

Reducing coupling
Reducciones
Réducteur femelle/femelle

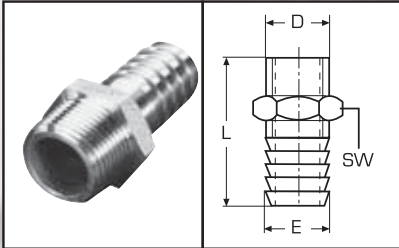


D1 inch	D2 mm	L mm
1/4"	1/2"	34
3/8"	1/2"	38
3/8"	3/4"	38
1/2"	3/4"	45
3/4"	1"	50
1/2"	1"	45
3/4"	1 1/4"	50
1"	1 1/4"	50
1"	1 1/2"	56
1 1/4"	1 1/2"	56

A4/AISI316

WS 9637 /// 6-KANT-SCHLAUCHNIPPEL

Hose connection with outside thread
 Racor con hexágono para tubo flexible
 Embout mâle

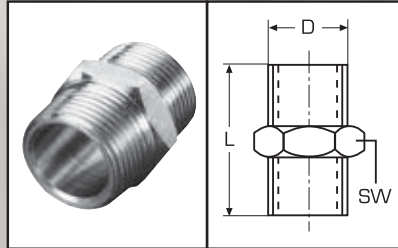


D	E	L	SW
inch	mm	mm	mm
1/4"	9	48	15
3/8"	11	53	19
1/2"	14	65	23
3/4"	20	70	29
1"	26	75	38
1 1/4"	33	80	46
1 1/2"	39	95	50
2"	51	105	60

A4/AISI316

WS 9640 /// 6-KANT-DOPPELNIPPEL

Double pipe nipple with hexagon drive
 Racor doble con hexágono
 Mamelon

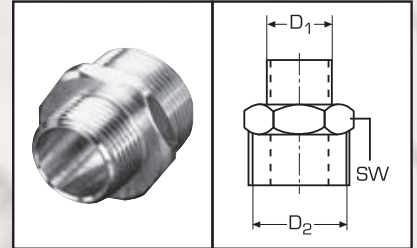


D	L	SW
inch	mm	mm
1/4"	33	15
3/8"	35	20
1/2"	42	26
3/4"	49	31
1"	50	36
1 1/4"	57	45
1 1/2"	58	51
2"	64	63

A4/AISI316

WS 9641 /// 6-KANT-REDUZIER-DOPPELNIPPEL

Double pipe nipple with hexagon drive
 Reducción doble con hexágono
 Réducteur avec hexagone

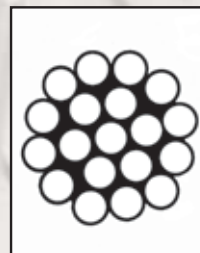


D2	D1	SW
mm	inch	mm
3/8"	1/4"	40
1/2"	1/4"	34
1/2"	3/8"	34
3/4"	3/8"	40
3/4"	1/2"	40
1"	1/2"	43
1"	3/4"	43
1 1/4"	3/4"	53
1 1/4"	1"	53
1 1/2"	1"	55
1 1/2"	1 1/4"	55

A4/AISI316

M 8035 /// DRAHTSEIL 1 X 19, DIN 3053

Wire rope 1 x 19
 Cable de acero 1 x 19 montaje estático
 Câble montoron 1 x 19



D	Rech.	Mind.	Gewicht	P.U.	P.U.	P.U.
ø mm	BL kN	BL kN	kg/m	m	m	m
1,0	0,94	0,83	0,0025	250	500	1.000
1,5	2,11	1,86	0,012	250	500	1.000
2,0	3,75	3,30	0,020	250	500	
2,5	5,86	5,15	0,031	250	500	
3,0	8,43	7,42	0,045	250	500	1.000
4,0	15,00	13,20	0,080	250	500	
5,0	23,40	20,60	0,124	250	500	
6,0	33,70	29,70	0,178	100	250	
8,0	60,00	52,80	0,317	100		
10,0	93,70	82,50	0,495	100	250	500
12,0	135,00	119,00	0,713	100		

A4/AISI316